



Netripples Distribution & Inventory Software

Installation & setup Guide



NETRIPPLES DISTRIBUTION & INVENTORY SOFTWARE – INSTALLATION GUIDE

Dear Customer,

Congratulations for purchasing Netripples Distribution & Inventory Software. Please go through the steps below to install the software in your system. In case if you require any assistance you can anytime contact on +91- 9666999800, +91-9666999885 or you can contact through mail on support@netripples.co-m or visit our website <http://www.netripples.com> to find out our nearest location.

Installation requirements:-

Minimum Hardware Requirement

- Any Processor/Brand : Dual Core /Octa Core/ Core 2 duo
- RAM : Above 500 MB
- Hard Disk: 80 GB or Above
- Free space : 1 GB
- CD/DVD Drive/USB port : Yes
- GDI Installed : Yes
- MS-Office : 2000 or Above
- Anti-Virus Status : Yes
- Resolution : 1024 By 768

Operating Systems

Desktops / Laptops/ IPads: Windows 7, 10

Servers: windows 2012/2014/2016/2019

Prerequisite:

Database

- **Microsoft SQL Server**
SQL Server needs to be installed prior to installing this application



- Either full versions or free express editions available from Microsoft website will work.
- Click on the links below to download the free Express Editions from the Microsoft Website.

We recommend installing SQL Server 2014, however, Netripples Software will work on previous versions as well.

Depending on your system architecture, please click on ONE of the links below to download for either x32bit or x64bit Windows.

To find your system architecture:

1. Right Click on **Computer** (Win7) or **This PC** (Win10) and select **Properties**.
2. Under **System**, the **System Type** will be mentioned as either 32-bit Operating System or 64-bit Operating System.

Microsoft SQL Server 2014	x32	https://download.microsoft.com/download/E/A/E/EAE6F7FC-767A-4038-A954-49B8B05D04EB/ExpressAndTools%2032BIT/SQLEXPRT_x86_ENU.exe
Microsoft SQL Server 2014	x64	https://download.microsoft.com/download/E/A/E/EAE6F7FC-767A-4038-A954-49B8B05D04EB/ExpressAndTools%2064BIT/SQLEXPRT_x64_ENU.exe
Microsoft SQL Server 2017	x32 & x64	https://go.microsoft.com/fwlink/?linkid=853017 https://go.microsoft.com/fwlink/?linkid=875802

(NOTE: For Microsoft SQL Server 2017 download both links.)

(NOTE: Full versions are required and preferable for LAN and multiple systems usage and can be purchased online from Microsoft or any other online sites or purchase from local dealers nearby.)



STEP 1:

Delivery by Download Link

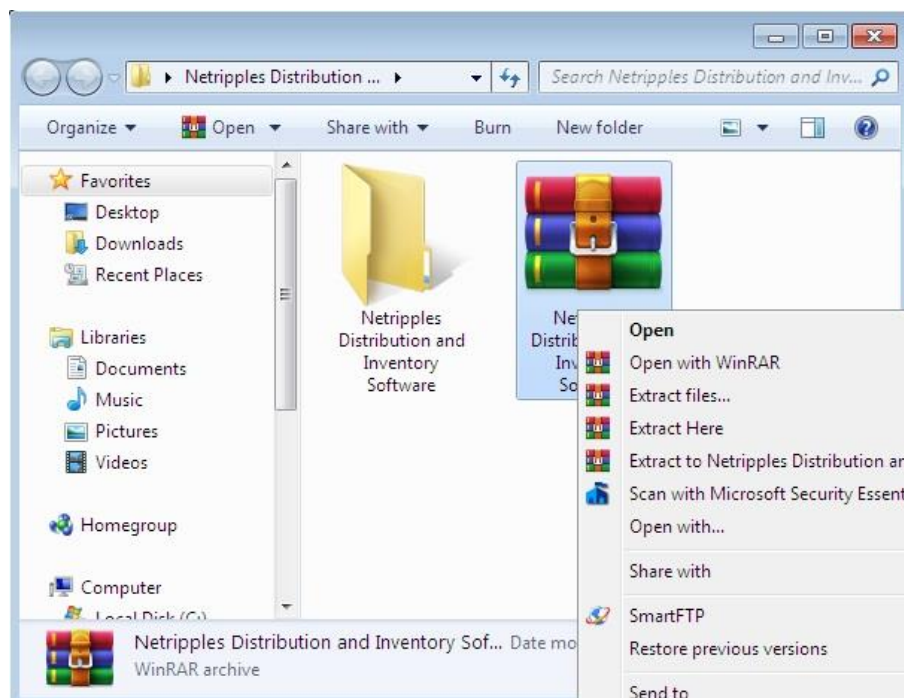
If you purchased this software from www.netripples.com web store, you will have received an email to your registered email address with your **Product Key** and a link to **Download** the software. The download option is also available after payment has completed successfully. If you have already downloaded the software, please proceed to the next steps.

Physical delivery in CD /DVD or Pen/Flash drive mode:

In case you had the software delivered to your address via CD/DVD from any of the online stores – Amazon, Snap deal or Flipkart. You will find the **Product License key** in the text document along with the WinRAR file.

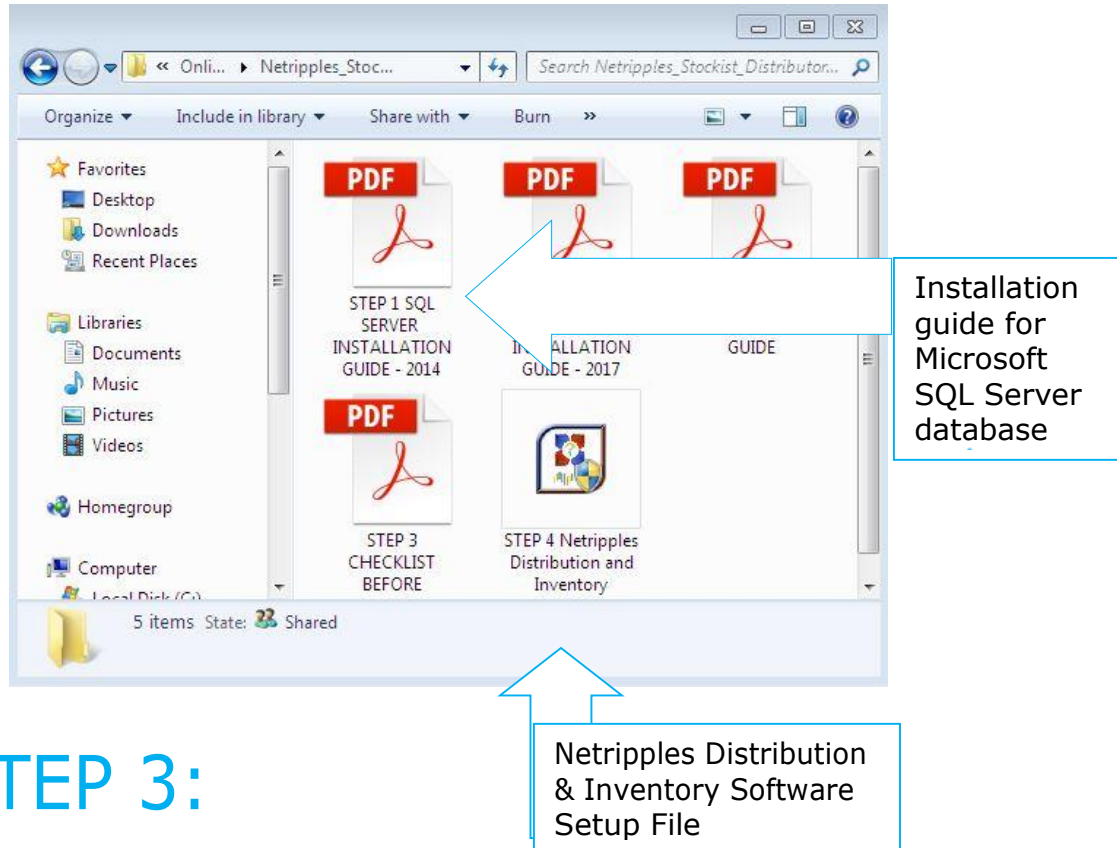
STEP 2:

Database Installation:



Once the download is complete, extract the RAR file as shown in the screenshot.

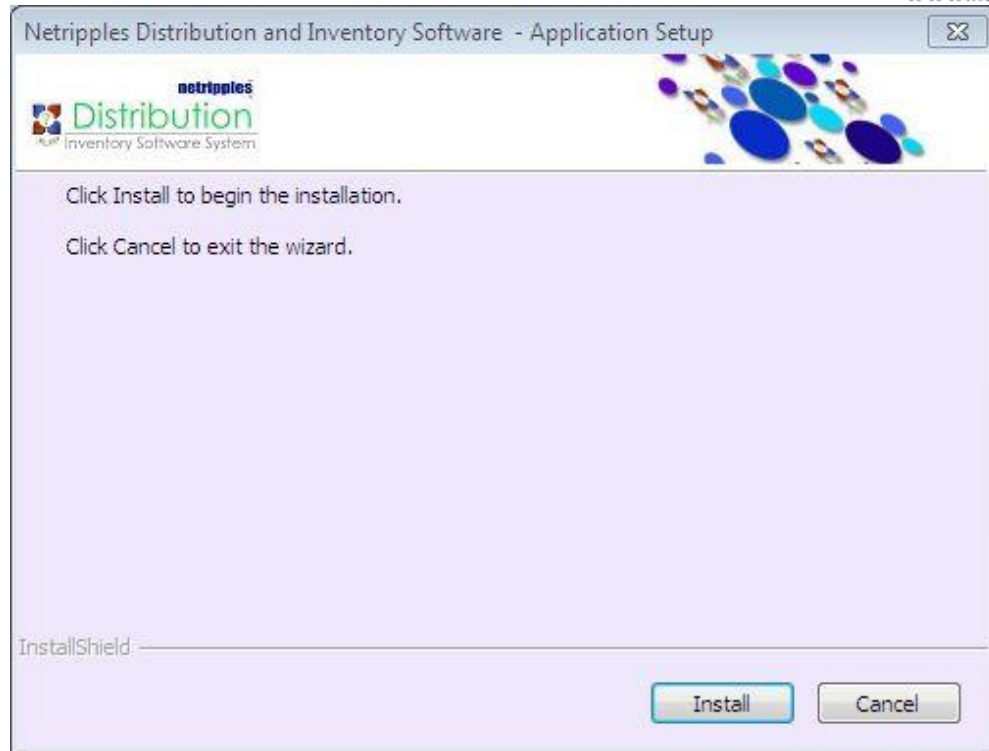
An installation guide is provided in the RAR file to help in installing Microsoft SQL Server. Follow the instructions to install your chosen version of SQL Server.



STEP 3:

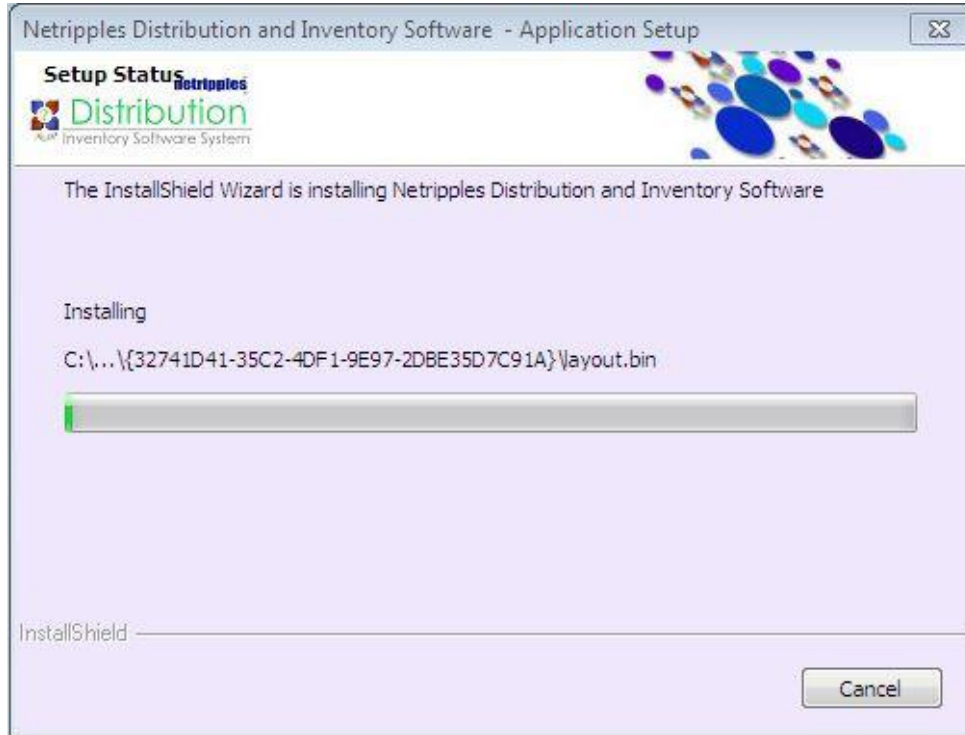
Installing Netripples Distribution & Inventory Software:

Once the database has been installed successfully, run the [Netripples Distribution & Inventory Software Setup file](#) from the downloaded RAR archive by double-clicking on it.

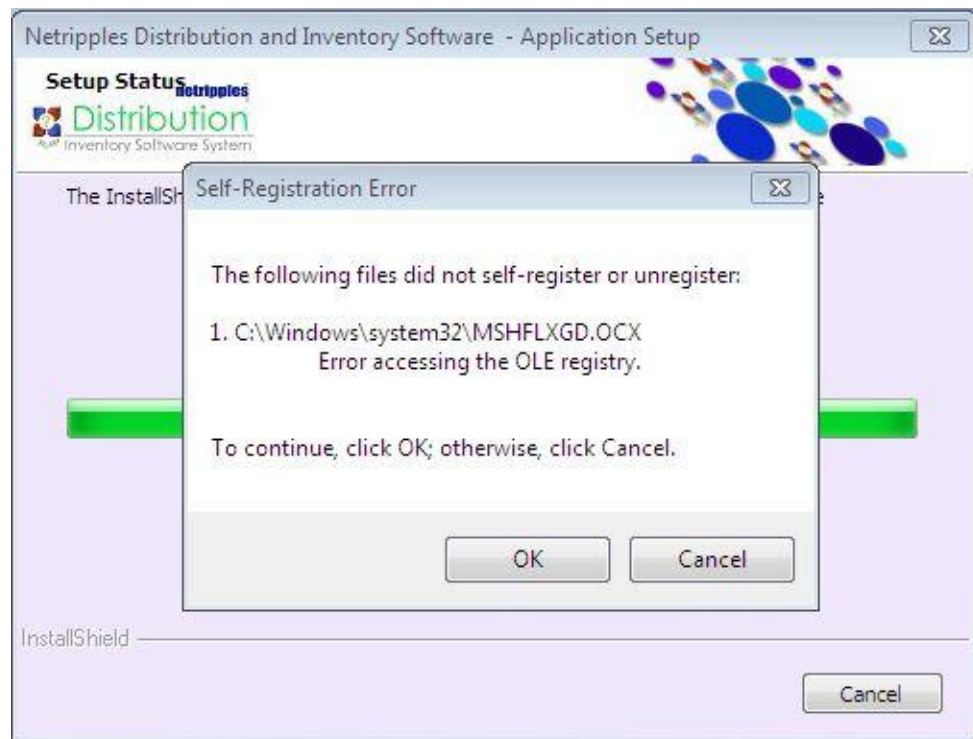


Click on **Install** to begin the installation

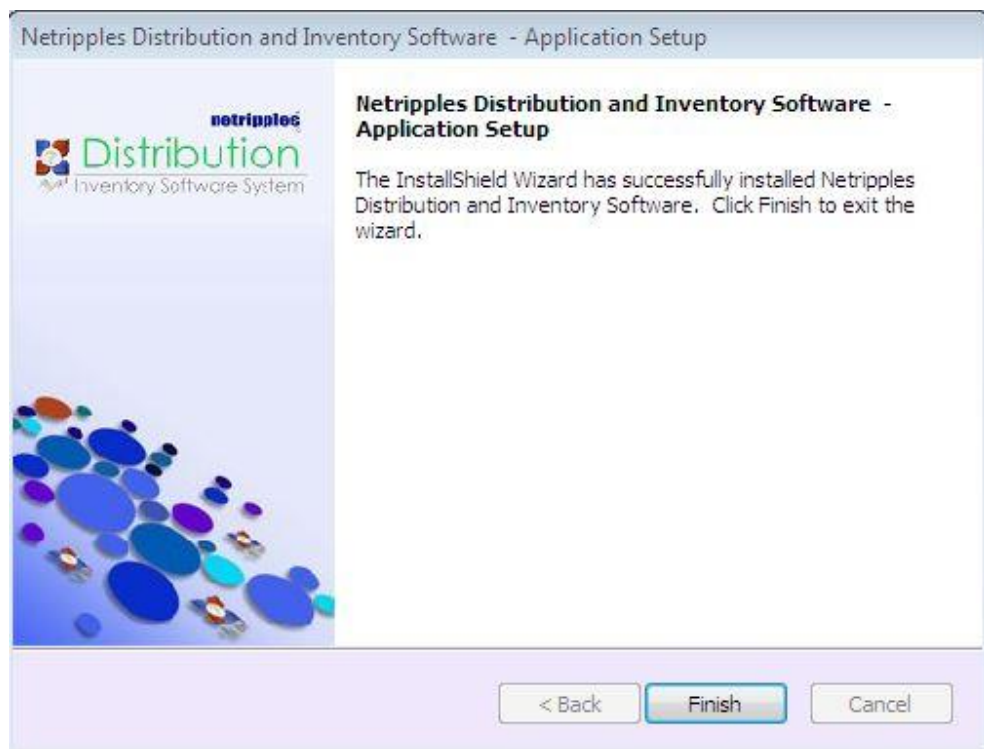
Depending on the speed of your system, the installation may take up to 10 minutes to complete.



Setup will now install the following files if they are missing in your system. This is an important step in the install process. Don't Click on Cancel. Please click on **OK** to continue



Once it is done, click on **Finish** to complete the installation.



STEP 4:

You will now find the application has been installed on your computer. When you run the application for the first time, you will be prompted to enter your SQL Server database details as shown below.

Netripples Distribution & Inventory Software - Setup Server and Database

Select Your System

Server Client

Operating System: Windows 7 Professional

Your System is already installed with Express Edition SQL database. To set up the Database file for Netripples Distribution and Inventory Software. Please enter the SQLserver user id and Password here. If you dont remember, please contact your system administrator and enter the same. Alternatively, you may have to uninstall and re-install SQLserver with new password and note it down to enter again. You can quit or continue as case may be.

SQL Server: NSL-1-PC

Login Name:

Password:

Continue **Quit**

Enter Login Name as **sa** and Password as **nsl@123**. If already installed SQL server will you may need to change the Login Name, Password as above, then click on **Continue**.

STEP 5:

You'll now be prompted to enter your **Product key** or License Key. You will have received your Product Key at your **registered email address** (if you have downloaded the software) or in the **Text Document in the CD/DVD** if you had the software delivered to your address



Please enter it now and click on **Activate** to activate your Product

NOTE: - Internet connection should be required for activating the Product Key

Congratulations!

You can now begin using your software! However, we do recommend going to the Administration Screen first to setup your users, reports and other details.

If you faced any issues with the installation or would like the help of our domain experts in setting up the software in a domain/LAN environment, please don't hesitate to contact us.

We are available at:

Phone: 9666999800 | 9666999885

Email: support@netripples.com

Help Desk: <https://www.netripples.com/SupportCenterLogin.aspx>

Login with your registered email address.

Netripples Software Group

Mobile no: 9666999800, 9666999885



Over 80 Healthcare IT Products

World's First & largest Online store for Healthcare IT Products Over 18 year's establishment and over 2500 Clients worldwide