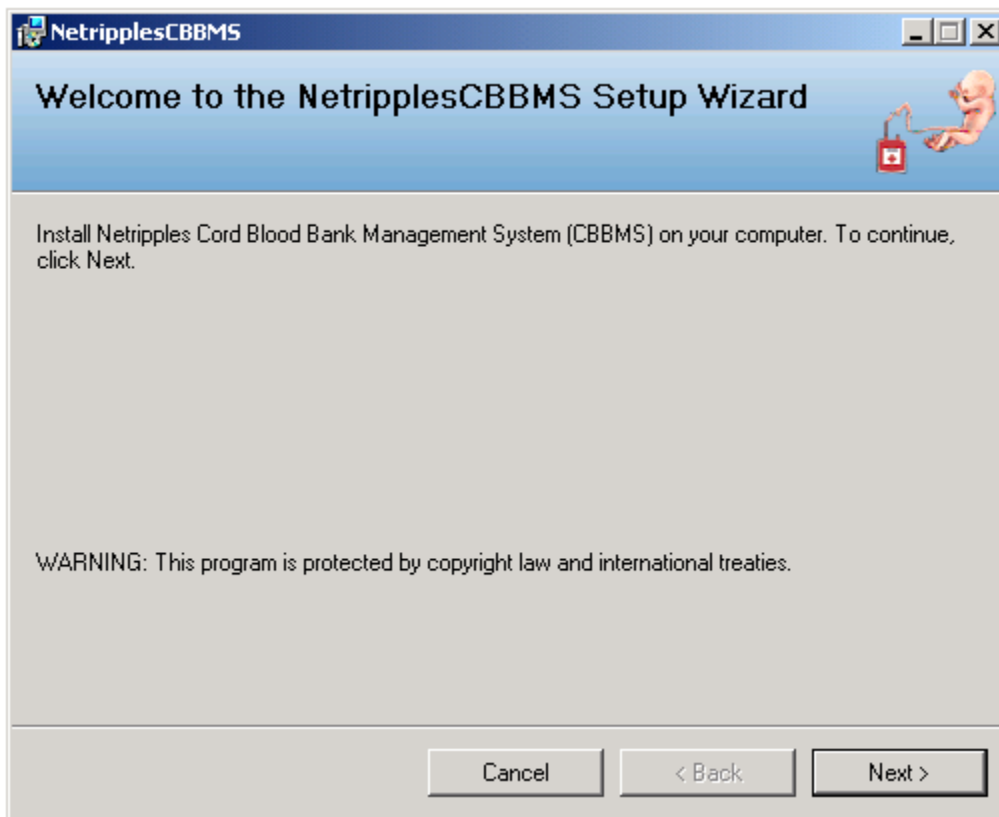


## Steps for installing Setup File:


- 1) The prerequisites for installing setup file is to have .net framework 2.0 and visual studio 2005 installed in your computer.
- 2) Click on the setup file created on the desktop of your computer.





NetripplesCBBMS

## Customer Information



Enter your name and company or organization in the box below. The installer will use this information for subsequent installations.


Name:

Organization:

Cancel < Back Next >

NetripplesCBBMS

## Confirm Installation



The installer is ready to install NetripplesCBBMS on your computer.  
Click "Next" to start the installation.

Cancel < Back Next >

